



Fitment Instructions

Model: VW Amarok

Underbody Protection Plate

Part Number: IUP012E

Engine Bay

Years: 2011 +

Engine type: 2,0TDI AT-case

APPLICATION:

Protection of engine bay and transmission elements from damage.
Protection of engine bay and transmission elements from dust and water.

INSTALLATION:

This protection plate has been designed for installation to the intended application only. It should be mounted according to these installation instructions by an experienced Ironman 4x4 dealer or certified fitter. The plate is fixed to original vehicle mountings located on the vehicle's body load-bearing elements. Upon successful installation the plate should not interfere with any other parts or components.

INSTALLATION MANUAL:

1. If transmission plate is to be fitted, the transmission plate must be mounted first.
2. This plate is intended for use in conjunction with the original VW underbody protection. Position fixtures "1" between the rails of the OE protection and align with holes in the Ironman 4x4 underbody plate.
3. Mount the Ironman underbody plate to the fixtures using the supplied hardware.
4. Tighten all screw joints.

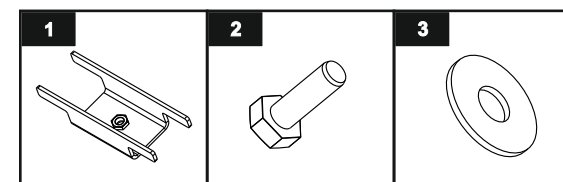
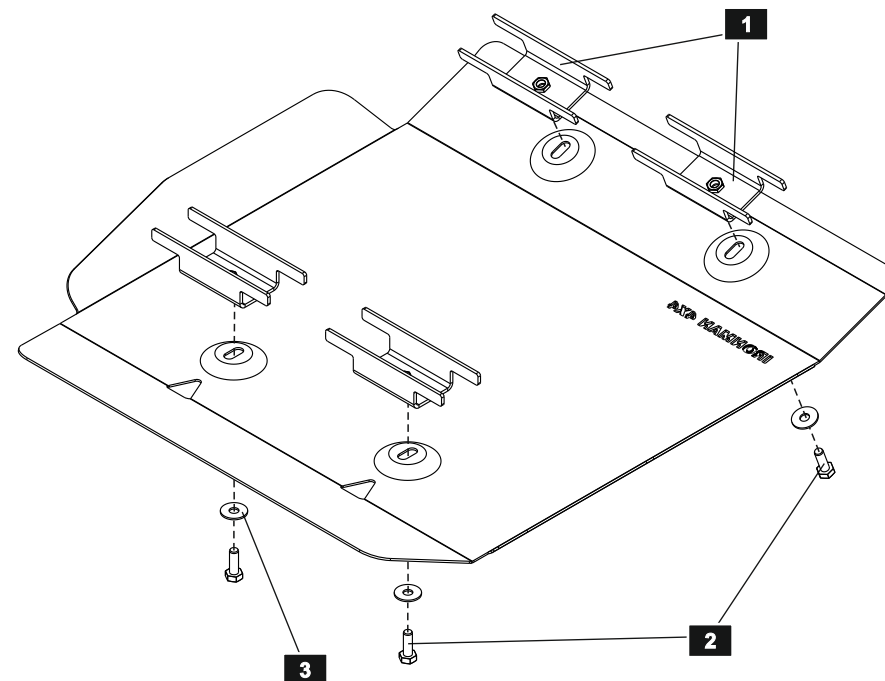
WARRANTY:

Warranty period - 12 Months

WARRANTY TERMS:


The plate should only be installed on a vehicle with undamaged body and load-bearing elements, vehicles which have been involved in a significant collision may prevent successful installation.

Ironman 4x4 does not bear liability for any damages caused to the vehicle, or injury to persons in case of installation or product failure. Ironman 4x4 has a right to introduce changes into the skid plate construction.



LIST OF PARTS

NO.	NAME	QTY.
1	Fixture	4
2	Bolt M10x30	4
3	Washer 10	4

 The Quality Management System at production has been audited by Bureau Veritas Certification and conforms to requirements of the ISO 9001:2008 standard.

www.ironman4x4.com

**IRONMAN 4X4
MELBOURNE SHOWROOM**
Cnr Centre & Westall Roads,
Clayton, Victoria 3168
Telephone +61 3 9532 1111

**IRONMAN 4X4
BRISBANE SHOWROOM**
1 Hinkler Court
Brendale, QLD, 4500
Telephone (07) 3482 9500

**IRONMAN 4X4
PERTH SHOWROOM**
Unit 9/511 Abernethy Road
Kewdale, WA, 6105
Telephone (08) 6254 4444

Thread	M6x1,0	M8x1,25	M10x1,5	M12x1,75
Tightening torque	9,8 Nm	24,0 Nm	47,0 Nm	81,0 Nm



Fitment Instructions

Model: VW Amarok

Underbody Protection Plate

Part Number: IUP012E

Transmission

Years: 2011 +

Engine type: 2,0TDI AT-case

APPLICATION:

Protection of engine bay and transmission elements from damage.
Protection of engine bay and transmission elements from dust and water.

INSTALLATION:

This protection plate has been designed for installation to the intended application only. It should be mounted according to these installation instructions by an experienced Ironman 4x4 dealer or certified fitter. The plate is fixed to original vehicle mountings located on the vehicle's body load-bearing elements. Upon successful installation the plate should not interfere with any other parts or components.

INSTALLATION MANUAL:

1. Remove OE transmission protection.
2. On the transmission cross bar remove one bolt of the connection beam and partially unscrew bolt from the other side by several turns.
3. Install bracket "A" to these points.
4. Re-use original mounting hardware and tension to correct specification.
5. Mount the front of the underbody plate to the under engine supports.
6. Attach the rear of plate to bracket "A".
7. Additionally attached the remaining mounting points near the centre of the plate with the supplied hardware and threaded inserts.
8. Tighten all screw joints.

WARRANTY:

Warranty period - 12 Months

WARRANTY TERMS:

The plate should only be installed on a vehicle with undamaged body and load-bearing elements, vehicles which have been involved in a significant collision may prevent successful installation.

Ironman 4x4 does not bear liability for any damages caused to the vehicle, or injury to persons in case of installation or product failure. Ironman 4x4 has a right to introduce changes into the skid plate construction.



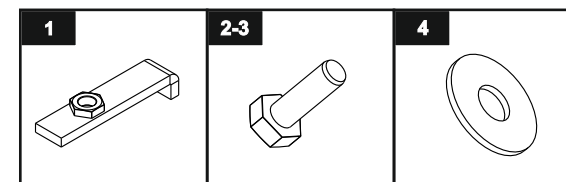
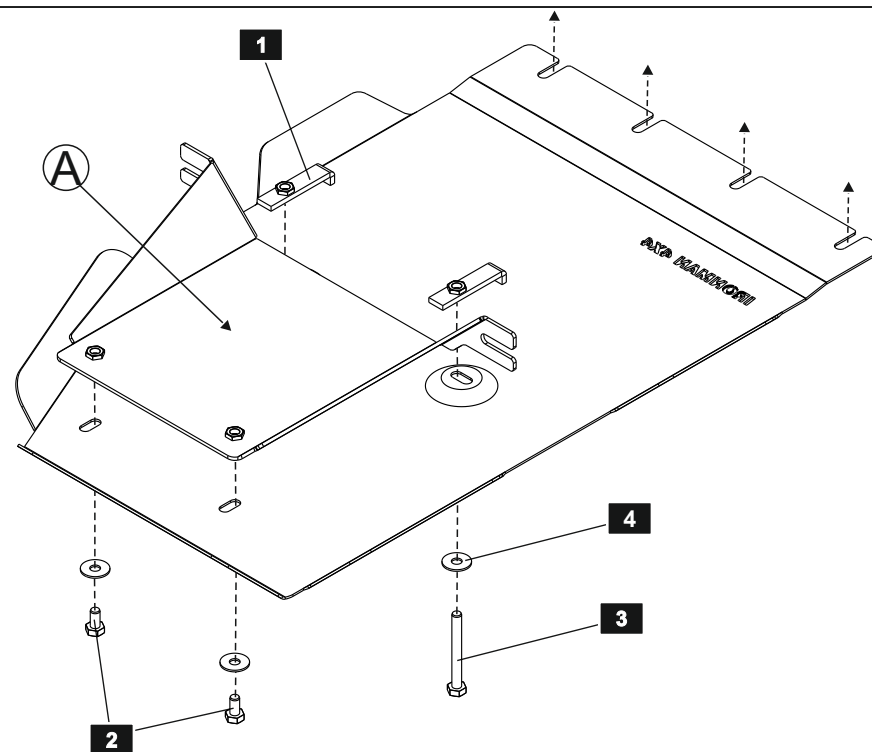
The Quality Management System at production has been audited by Bureau Veritas Certification and conforms to requirements of the ISO 9001:2008 standard.

www.ironman4x4.com

**IRONMAN 4X4
MELBOURNE SHOWROOM**
Cnr Centre & Westall Roads,
Clayton, Victoria 3168
Telephone +61 3 9532 1111

**IRONMAN 4X4
BRISBANE SHOWROOM**
1 Hinkler Court
Brendale, QLD, 4500
Telephone (07) 3482 9500

**IRONMAN 4X4
PERTH SHOWROOM**
Unit 9/511 Abernethy Road
Kewdale, WA, 6105
Telephone (08) 6254 4444



LIST OF PARTS

NO.	NAME	QTY.
1	Threaded insert	2
2	Bolt M10x20	2
3	Bolt M10x90	2
4	Washer 10	4

Thread	M6x1,0	M8x1,25	M10x1,5	M12x1,75
Tightening torque	9,8 Nm	24,0 Nm	47,0 Nm	81,0 Nm